












Rank	Competitor	Age	Club	RT	PTS	Result	
1	 Thomas Magill	S19	16 	0.76	626	4:52.25 Entry: 4:36.02	S19 16/U +16.23 Q
	50m: 30.91 100m: 1:06.17 (35.26) 150m: 1:42.93 (36.76) 200m: 2:20.77 (37.84) 250m: 2:58.52 (37.75) 300m: 3:37.62 (39.10) 350m: 4:14.79 (37.17) 400m: 4:52.25 (37.46)						
2	 Jonty Howland	S6	14	0.35	455	6:13.99 Entry: 6:23.46	-9.47 Q
	50m: 42.10 100m: 1:28.86 (46.76) 150m: 2:16.46 (47.60) 200m: 3:04.10 (47.64) 250m: 3:51.91 (47.81) 300m: 4:39.59 (47.68) 350m: 5:27.96 (48.37) 400m: 6:13.99 (46.03)						
3	 Kithmi Kandegc	S6	15 		430	6:21.13 Entry: 6:37.10	-15.97 Q
	50m: 41.95 100m: 1:29.24 (47.29) 150m: 2:17.42 (48.18) 200m: 3:06.53 (49.11) 250m: 3:54.64 (48.11) 300m: 4:45.07 (50.43) 350m: 5:33.93 (48.86) 400m: 6:21.13 (47.20)						
4	 Charlie Aldertor	S19	13 	0.75	387	5:43.11 Entry: 6:28.77	-45.66 Q
	50m: 35.65 100m: 1:16.78 (41.13) 150m: 2:00.13 (43.35) 200m: 2:44.20 (44.07) 250m: 3:28.00 (43.80) 300m: 4:15.14 (47.14) 350m: 5:01.05 (45.91) 400m: 5:43.11 (42.06)						
5	 Nathaniel Wooc	S10	16 		366	5:32.22 Entry: 5:30.16	+2.06 Q
	50m: 37.94 100m: 1:19.69 (41.75) 150m: 2:02.05 (42.36) 200m: 2:44.06 (42.01) 250m: 3:26.90 (42.84) 300m: 4:09.42 (42.52) 350m: 4:51.98 (42.56) 400m: 5:32.22 (40.24)						
6	 Harrison Sincoc	S19	13 	0.71	250	6:36.45 Entry: 6:33.20	+3.25 Q
	50m: 42.72 100m: 1:32.13 (49.41) 150m: 2:23.98 (51.85) 200m: 3:15.64 (51.66) 250m: 4:08.81 (53.17) 300m: 5:00.79 (51.98) 350m: 5:50.08 (49.29) 400m: 6:36.45 (46.37)						